

Signify Classified - Internal
Cooper Lighting Solutions Photometric Lab
1121 Highway 74 South
Peachtree City, GA 30269



Scaled data based on original data using
LM-79-08 Approved Method: Electrical and Photometric Measurements of Solid-
State Lighting Products

Test Report Prepared for
Cooper Lighting Solutions
(formerly Eaton)

Brand: INVUE

Report Number: P868349

Luminaire Tested: **EMM2-HTN-SA2A-727-U-T1**

Issue Date: 08/22/2024

Test Information

Test Method: LM-79-08
Report Number: P868349
Test Lab: INNOVATION CENTER(G3)
Issue Date: 08/22/2024
Manufacturer: COOPER LIGHTING SOLUTIONS (FORMERLY EATON)
Product Line: INVUE
Catalog Number: EMM2-HTN-SA2A-727-U-T1
Description: EPIC MODERN TALL HOUSING DISCRETE LED ARRAYS 70W 70CRI 2700K
FIXTURE w/ TYPE 1 DISTRIBUTION OPTIC
Light Source: (20) 2700K CCT, 70 CRI LEDS
Ballast/Driver: ELECTRONIC DRIVER

Summary

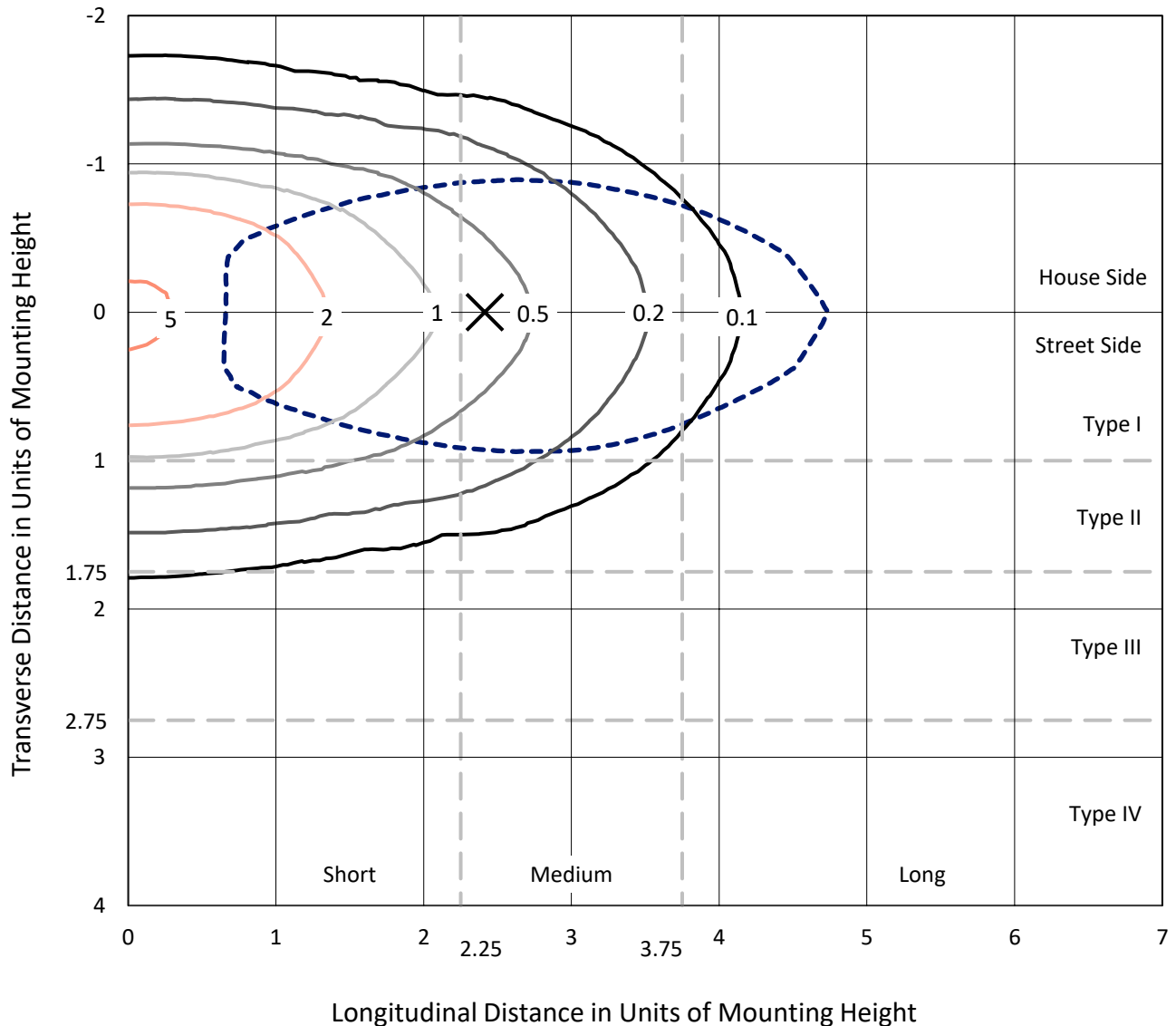
Lumens per Lamp: N/A
Luminaire Lumens: 8953.9 lumens
Efficiency: N/A
Efficacy: 146.8 lumens/watt
Luminous Opening: Rectangular (W 0.67' x L: 0.33' x H: 0')
IES Classification: Type I - Short
BUG Rating: B3 - U0 - G3

Input Watts (W): 61
Input Voltage (V): 120
Input Current (A_{in}): NR
Voltage Rise (V): NR
Power Factor: 0.99
Total Harmonic Distortion (THDi): 9.89%
Frequency (hertz): 60
Stabilization Time: NR
Operation Time: NR
Ambient Temperature (°C): NR
Test Distance: 24 FT

REPORT NUMBER: P868349
 CATALOG NUMBER: EMM2-HTN-SA2A-727-U-T1

Iso-Footcandle Lines of Horizontal Illumination

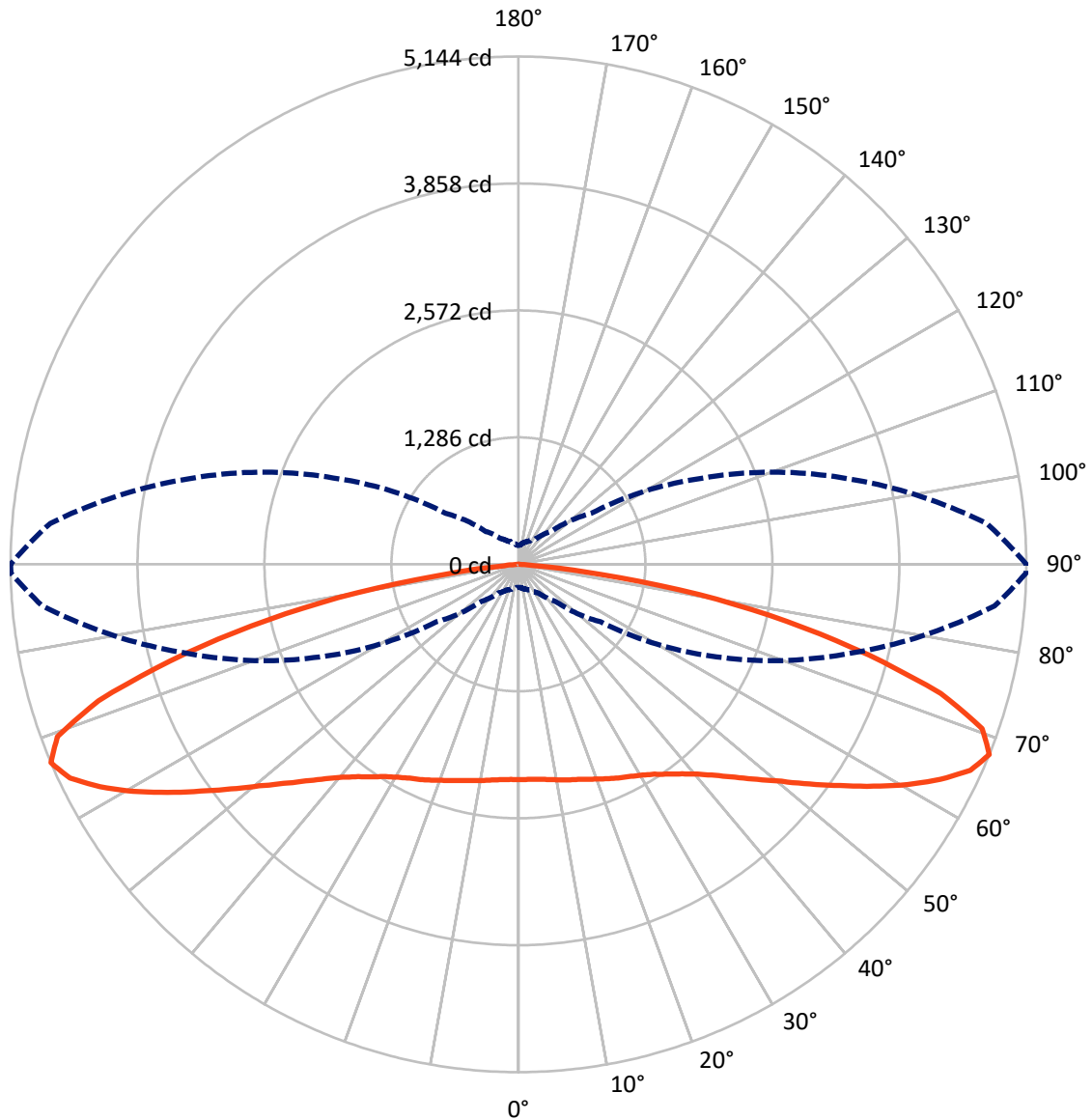
× Max cd
 - - - 1/2 Max cd



Based on 20 foot mounting height. Maximum calculated value = 5.5 fc
 Type I - Short - N/A

REPORT NUMBER: P868349
CATALOG NUMBER: EMM2-HTN-SA2A-727-U-T1

Luminous Intensity Polar Plot



— Vertical Plane Through 90-Deg Lateral - - - Horizontal Cone Through 67.5-Deg Vertical

REPORT NUMBER: P868349
 CATALOG NUMBER: EMM2-HTN-SA2A-727-U-T1

FLUX DISTRIBUTION:

		Downward	Upward	Total
House Side	Lumens	4397.4	0.0	4397.4
	% Fixture	49.1	0.0	49.1
Street Side	Lumens	4556.5	0.0	4556.5
	% Fixture	50.9	0.0	50.9
Total	Lumens	8953.9	0.0	8953.9
	% Fixture	100.0	0.0	100.0

Coefficient of Utilization

ZONAL LUMENS:

Zone	Lumens	% Fixture
0°-10°	209.1	2.3
10°-20°	628.3	7.0
20°-30°	1039.8	11.6
30°-40°	1378.8	15.4
40°-50°	1554.6	17.4
50°-60°	1593.7	17.8
60°-70°	1505.2	16.8
70°-80°	923.6	10.3
80°-90°	120.8	1.3
90°-100°	0.0	0.0
100°-110°	0.0	0.0
110°-120°	0.0	0.0
120°-130°	0.0	0.0
130°-140°	0.0	0.0
140°-150°	0.0	0.0
150°-160°	0.0	0.0
160°-170°	0.0	0.0
170°-180°	0.0	0.0
0°-90°	8953.9	100.0
0°-180°	8953.9	100.0



REPORT NUMBER: P868349

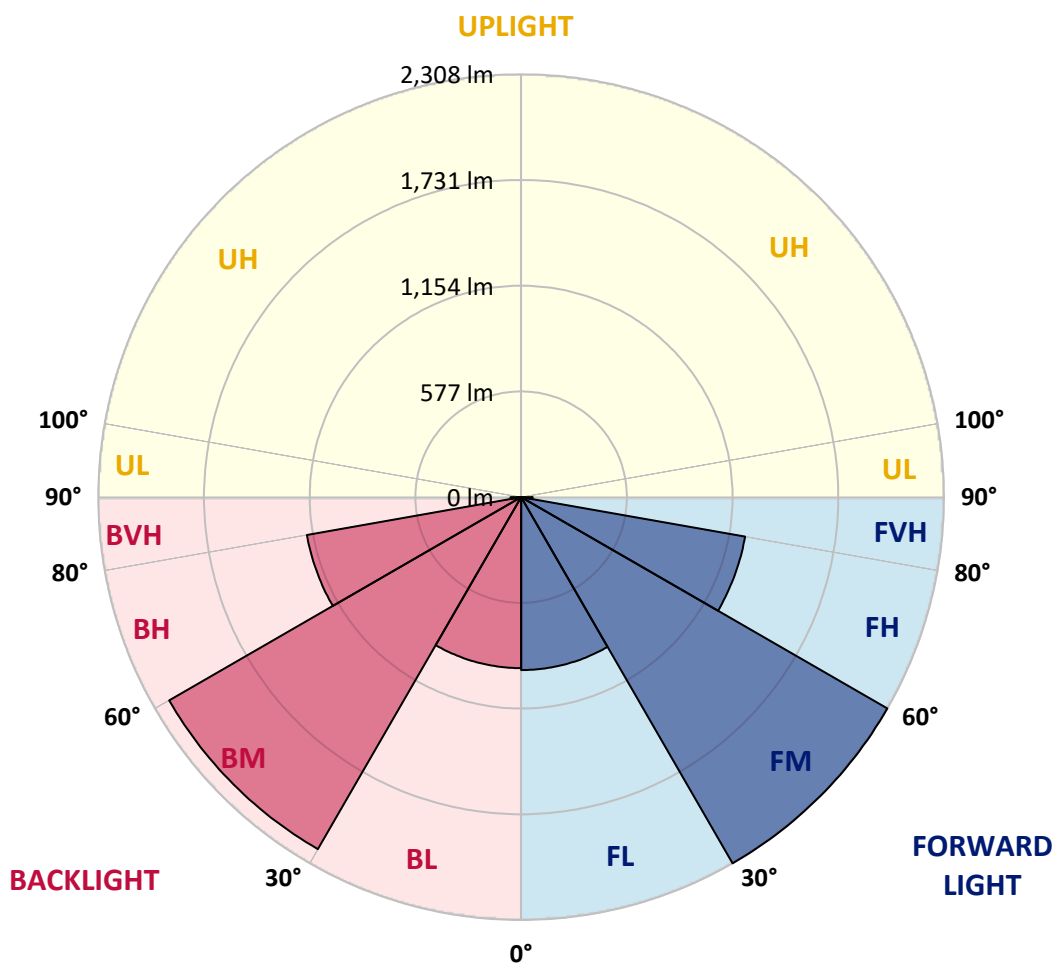
CATALOG NUMBER: EMM2-HTN-SA2A-727-U-T1

LUMINAIRE CLASSIFICATION SYSTEM LUMEN TABLE AND BUG RATING:

Zone	Lumens	% Fixture	Zone Rating/Lumen Limit		
			B	U	G
FL (0°-30°)	944.0	10.5			
FM (30°-60°)	2308.2	25.8			
FH (60°-80°)	1241.3	13.9			G1/1800
FVH (80°-90°)	62.9	0.7			G1/100
BL (0°-30°)	933.2	10.4	B2/1000		
BM (30°-60°)	2218.8	24.8	B2/2500		
BH (60°-80°)	1187.5	13.3	B3/2500		G3/2500
BVH (80°-90°)	57.9	0.6			G1/100
UL (90°-100°)	0.0	0.0		U0/0	
UH (100°-180°)	0.0	0.0		U0/0	

BUG Rating: B3-U0-G3

Type I Short





REPORT NUMBER: P868349

CATALOG NUMBER: EMM2-HTN-SA2A-727-U-T1

CANDELA DISTRIBUTION (FULL):

	0°	5°	15°	25°	35°	45°	55°	65°	75°	85°	89°
0°	2181.6	2181.6	2181.6	2181.6	2181.6	2181.6	2181.6	2181.6	2181.6	2181.6	2181.6
2.5°	2190.2	2190.2	2185.0	2176.4	2174.7	2176.4	2186.8	2181.6	2181.6	2183.3	2181.6
5°	2190.2	2190.2	2186.8	2178.2	2178.2	2178.2	2190.2	2185.0	2186.8	2188.5	2188.5
7.5°	2193.6	2193.6	2190.2	2183.3	2183.3	2183.3	2200.5	2197.1	2197.1	2202.2	2198.8
10°	2202.2	2198.8	2195.3	2197.1	2191.9	2200.5	2209.1	2210.8	2217.7	2221.1	2219.4
12.5°	2202.2	2198.8	2190.2	2200.5	2200.5	2212.5	2224.6	2231.5	2240.0	2240.0	2240.0
15°	2191.9	2188.5	2181.6	2198.8	2205.7	2221.1	2238.3	2248.6	2264.1	2264.1	2262.4
17.5°	2179.9	2174.7	2171.3	2197.1	2212.5	2233.2	2259.0	2272.7	2289.9	2291.6	2288.2
20°	2157.5	2155.8	2157.5	2191.9	2219.4	2248.6	2279.6	2298.5	2320.8	2327.7	2322.6
22.5°	2133.5	2133.5	2140.3	2186.8	2229.7	2269.3	2310.5	2334.6	2356.9	2363.8	2356.9
25°	2100.8	2100.8	2114.5	2169.6	2233.2	2291.6	2339.8	2372.4	2393.1	2399.9	2396.5
27.5°	2050.9	2050.9	2066.4	2135.2	2222.9	2308.8	2370.7	2408.5	2430.9	2437.7	2434.3
30°	1980.5	1977.0	1997.6	2083.6	2203.9	2327.7	2406.8	2446.3	2475.6	2480.7	2475.6
32.5°	1868.7	1873.9	1904.8	2013.1	2173.0	2339.8	2449.8	2496.2	2528.9	2539.2	2535.7
35°	1732.9	1741.5	1784.5	1923.7	2114.5	2338.0	2494.5	2551.2	2594.2	2607.9	2606.2
37.5°	1571.3	1583.3	1636.6	1799.9	2026.9	2312.3	2535.7	2613.1	2669.8	2687.0	2690.5
40°	1394.2	1406.3	1475.0	1655.5	1908.3	2252.1	2559.8	2683.6	2759.2	2793.6	2798.8
42.5°	1206.8	1227.5	1310.0	1485.3	1765.6	2155.8	2559.8	2752.4	2845.2	2908.8	2914.0
45°	1026.3	1043.5	1143.2	1315.1	1612.6	2032.0	2530.6	2821.1	2962.1	3072.1	3068.7
47.5°	869.9	875.0	966.2	1139.8	1442.4	1891.1	2470.4	2883.0	3085.9	3232.0	3262.9
50°	708.3	720.3	797.7	969.6	1268.7	1736.3	2369.0	2922.5	3213.1	3434.9	3474.4
52.5°	594.8	596.5	655.0	813.2	1088.2	1548.9	2246.9	2932.9	3335.1	3654.9	3703.0
55°	484.8	493.4	543.2	661.9	914.6	1365.0	2088.8	2917.4	3446.9	3868.1	3957.5
57.5°	416.0	417.8	453.9	548.4	771.9	1169.0	1913.4	2865.8	3539.7	4103.6	4217.1
60°	357.6	357.6	385.1	457.3	624.0	978.2	1707.1	2774.7	3591.3	4356.3	4521.4
62.5°	311.2	312.9	337.0	390.2	519.2	808.0	1480.2	2632.0	3610.2	4600.4	4789.5
65°	281.9	283.7	297.4	333.5	428.1	656.7	1248.1	2458.4	3584.4	4782.7	5028.5
67.5°	233.8	235.5	259.6	287.1	355.9	527.8	1014.3	2217.7	3479.5	4839.4	5140.2
70°	178.8	183.9	216.6	245.8	295.7	421.2	778.8	1899.7	3228.6	4646.8	4956.3
72.5°	149.6	151.3	175.4	208.0	247.6	330.1	591.4	1495.7	2846.9	4150.0	4493.8
75°	130.7	132.4	146.1	175.4	206.3	264.7	410.9	1033.2	2271.0	3355.8	3670.4
77.5°	118.6	120.3	123.8	147.8	173.6	204.6	290.5	613.7	1602.2	2565.0	2730.0
80°	113.5	113.5	104.9	122.1	142.7	159.9	194.3	352.4	1028.0	1729.5	1861.8
82.5°	80.8	79.1	72.2	75.6	87.7	87.7	99.7	146.1	393.7	730.6	792.5
85°	5.2	5.2	8.6	10.3	15.5	20.6	25.8	34.4	99.7	135.8	141.0
87.5°	1.7	1.7	1.7	1.7	1.7	3.4	3.4	3.4	5.2	6.9	6.9
90°	0.0	0.0	0.0	0.0	0.0	0.0	0.0	0.0	0.0	0.0	0.0



REPORT NUMBER: P868349
 CATALOG NUMBER: EMM2-HTN-SA2A-727-U-T1

CANDELA DISTRIBUTION (continued):

	90°	95°	105°	115°	125°	135°	145°	155°	165°	175°	180°
0°	2181.6	2181.6	2181.6	2181.6	2181.6	2181.6	2181.6	2181.6	2181.6	2181.6	2181.6
2.5°	2179.9	2181.6	2181.6	2185.0	2188.5	2186.8	2185.0	2188.5	2183.3	2173.0	2171.3
5°	2186.8	2186.8	2185.0	2188.5	2191.9	2188.5	2185.0	2185.0	2181.6	2171.3	2169.6
7.5°	2200.5	2198.8	2198.8	2198.8	2198.8	2193.6	2188.5	2185.0	2179.9	2169.6	2164.4
10°	2219.4	2217.7	2216.0	2214.3	2205.7	2200.5	2191.9	2186.8	2179.9	2167.8	2164.4
12.5°	2240.0	2236.6	2233.2	2234.9	2217.7	2202.2	2193.6	2181.6	2176.4	2148.9	2143.8
15°	2260.7	2255.5	2253.8	2246.9	2229.7	2207.4	2190.2	2173.0	2155.8	2130.0	2121.4
17.5°	2288.2	2284.7	2274.4	2267.6	2243.5	2212.5	2186.8	2162.7	2140.3	2109.4	2104.2
20°	2320.8	2317.4	2307.1	2293.3	2262.4	2224.6	2188.5	2150.7	2123.1	2087.0	2078.4
22.5°	2356.9	2351.8	2343.2	2327.7	2288.2	2243.5	2193.6	2143.8	2102.5	2061.3	2056.1
25°	2394.8	2391.3	2382.7	2360.4	2317.4	2262.4	2193.6	2119.7	2068.1	2032.0	2016.6
27.5°	2430.9	2429.2	2418.8	2393.1	2348.4	2276.1	2178.2	2080.2	2011.4	1963.3	1952.9
30°	2477.3	2473.8	2461.8	2432.6	2382.7	2284.7	2147.2	2013.1	1927.2	1873.9	1858.4
32.5°	2534.0	2530.6	2513.4	2477.3	2424.0	2286.5	2102.5	1927.2	1813.7	1757.0	1738.1
35°	2609.7	2602.8	2580.4	2537.5	2463.5	2269.3	2023.4	1817.1	1677.9	1604.0	1578.2
37.5°	2692.2	2683.6	2654.4	2601.1	2491.0	2222.9	1911.7	1669.3	1511.1	1423.5	1404.5
40°	2793.6	2781.6	2736.9	2663.0	2501.4	2142.1	1786.2	1518.0	1349.5	1253.3	1230.9
42.5°	2920.8	2900.2	2828.0	2731.7	2480.7	2032.0	1636.6	1361.6	1169.0	1079.6	1074.5
45°	3073.8	3041.2	2932.9	2798.8	2436.0	1894.5	1478.5	1186.2	1002.3	914.6	892.2
47.5°	3254.3	3214.8	3054.9	2850.3	2348.4	1753.5	1308.3	1016.0	847.5	758.1	741.0
50°	3453.8	3415.9	3183.9	2879.6	2253.8	1588.5	1141.5	864.7	696.3	622.3	622.3
52.5°	3696.2	3610.2	3307.6	2883.0	2109.4	1406.3	981.6	716.9	584.5	519.2	505.4
55°	3954.0	3852.6	3419.4	2852.1	1959.8	1239.5	809.7	596.5	479.6	433.2	421.2
57.5°	4241.1	4086.4	3500.2	2790.2	1770.7	1057.3	675.6	491.7	404.0	366.2	361.0
60°	4529.9	4330.5	3548.3	2685.3	1569.6	888.8	562.2	410.9	347.3	319.8	314.6
62.5°	4798.1	4529.9	3551.8	2532.3	1373.6	741.0	460.7	354.1	307.7	287.1	287.1
65°	5030.2	4696.7	3493.3	2336.3	1124.3	594.8	379.9	299.1	268.2	245.8	240.7
67.5°	5143.7	4760.3	3390.2	2068.1	900.8	471.0	319.8	259.6	230.4	196.0	192.5
70°	4983.8	4576.4	3125.4	1724.3	696.3	374.8	266.5	221.8	192.5	163.3	159.9
72.5°	4473.2	4086.4	2697.3	1335.8	524.3	302.6	221.8	189.1	158.2	142.7	139.3
75°	3660.1	3398.8	2131.7	919.7	366.2	237.2	185.7	159.9	134.1	127.2	125.5
77.5°	2778.1	2527.1	1557.5	575.9	251.0	185.7	158.2	135.8	116.9	122.1	118.6
80°	1855.0	1739.8	1034.9	326.6	168.5	135.8	120.3	99.7	89.4	103.1	99.7
82.5°	842.4	797.7	486.5	142.7	75.6	58.5	41.3	30.9	24.1	22.3	25.8
85°	141.0	123.8	34.4	15.5	8.6	5.2	3.4	3.4	1.7	1.7	1.7
87.5°	6.9	5.2	5.2	3.4	1.7	1.7	1.7	1.7	1.7	0.0	0.0
90°	0.0	0.0	0.0	0.0	0.0	0.0	0.0	0.0	0.0	0.0	0.0

LM-79-2019: Approved Method: Electrical and Photometric Measurements of Solid-
State Lighting Products

Report Prepared for

Cooper Lighting Solutions

Streetworks

Report Number: SP1-2407-157-3

Test Date: 08/07/2024

Luminaire Tested: MEM2-HTN-SA-40-727-U-5WQ-2

Data in this report applies to families of products including MEM2-HTN-SA-40-727-U-5WQ-2

Test Information

Test Method: LM-79-2019
 Report Number: SP1-2407-157-3
 Test Lab: COOPER LIGHTING SOLUTIONS
 Photometer: SP1 - 76IN SPHERE
 Measurement Geometry: 4π
 Issue Date: 08/20/2024
 Manufacturer: COOPER LIGHTING SOLUTIONS
 Product Line: Streetworks
 Catalog Number: **MEM2-HTN-SA-40-727-U-5WQ-2**
 Description: Epic Modern Light Square 40W 5WQ Optic and Flare Trim

Spectral Parameters

CCT (K): 2747
 CIE u': 0.2606
 CIE v': 0.5257
 Duv: -0.0005
 CIE x: 0.4552
 CIE y: 0.4082
 CIE z: 0.1366
 Peak Wavelength (nm): 597
 Dominant Wavelength (nm): 584
 Purity: 59.16856
 Rf: 75.5
 Rg: 93.6

CRI (Ra):	71.7		
R1:	68.1	R9:	-35.3
R2:	83.9	R10:	64.2
R3:	94.7	R11:	61.7
R4:	66.3	R12:	53.9
R5:	67.4	R13:	71.2
R6:	78.7	R14:	97.6
R7:	75.0	R15:	59.3
R8:	39.4		



Test Conditions

Stabilization Time: 22M
 Operation Time: 1H 22M
 Sphere Temperature (°C): 24.2

REPORT NUMBER: SP1-2407-157-3

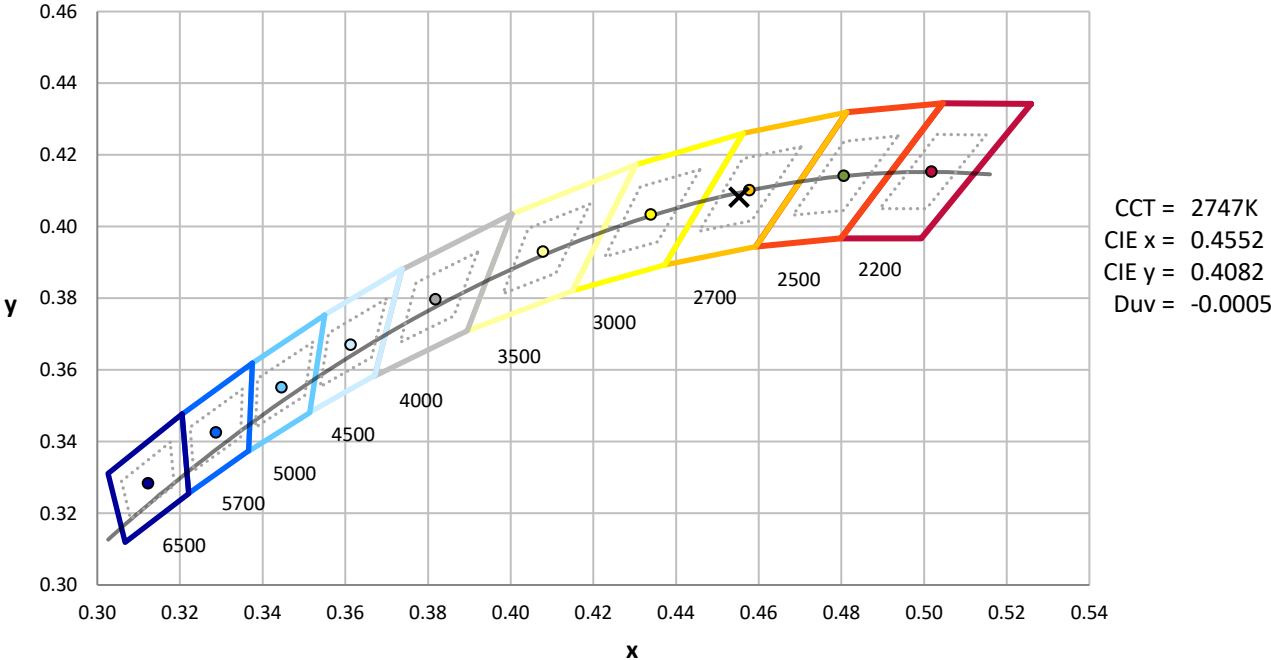
Measurement and Test Equipment			
Instrument	Identification Number	Calibration Date	Calibration Due Date
Photometer	IN0058	6/18/2024	12/18/2024
Power Meter	INXT2011004	2/8/2024	2/8/2025
AC Power Source	IN0063	10/24/2023	10/24/2024
DC Power Source	IN0208	10/24/2023	10/24/2024
Sphere Thermometer	IN0085	10/24/2023	10/24/2024
Room Thermometer	IN0046	10/24/2023	10/24/2024

REPORT NUMBER: SP1-2407-157-3

CIE 1931 Chromaticity Diagram



CIE 1931 Chromaticity Diagram with 2017 ANSI 7-Step and 4-Step Quadrangles



Point lies inside the ANSI 2700K 4-step quadrangle

REPORT NUMBER: SP1-2407-157-3

Photopic Flux vs. Wavelength



Photopic Lumens: NR

λ (nm)	Power W [^] /nm	Lumens (ϕ /nm)	λ (nm)	Power W [^] /nm	Lumens (ϕ /nm)	λ (nm)	Power W [^] /nm	Lumens (ϕ /nm)	λ (nm)	Power W [^] /nm	Lumens (ϕ /nm)	λ (nm)	Power W [^] /nm	Lumens (ϕ /nm)
360	0	NR	490	103	NR	620	846	NR	750	20	NR	880	0	NR
365	0	NR	495	130	NR	625	784	NR	755	17	NR	885	1	NR
370	0	NR	500	171	NR	630	720	NR	760	15	NR	890	0	NR
375	0	NR	505	221	NR	635	652	NR	765	13	NR	895	0	NR
380	0	NR	510	268	NR	640	587	NR	770	11	NR	900	0	NR
385	0	NR	515	313	NR	645	521	NR	775	9	NR	905	0	NR
390	0	NR	520	350	NR	650	461	NR	780	8	NR	910	0	NR
395	0	NR	525	381	NR	655	406	NR	785	7	NR	915	0	NR
400	0	NR	530	407	NR	660	353	NR	790	6	NR	920	0	NR
405	2	NR	535	435	NR	665	307	NR	795	5	NR	925	0	NR
410	4	NR	540	462	NR	670	264	NR	800	4	NR	930	0	NR
415	9	NR	545	496	NR	675	227	NR	805	4	NR	935	0	NR
420	20	NR	550	534	NR	680	196	NR	810	3	NR	940	0	NR
425	38	NR	555	582	NR	685	167	NR	815	3	NR	945	0	NR
430	69	NR	560	638	NR	690	144	NR	820	2	NR	950	0	NR
435	120	NR	565	700	NR	695	122	NR	825	2	NR	955	0	NR
440	193	NR	570	767	NR	700	103	NR	830	2	NR	960	0	NR
445	316	NR	575	836	NR	705	88	NR	835	2	NR	965	0	NR
450	469	NR	580	898	NR	710	74	NR	840	1	NR	970	0	NR
455	431	NR	585	947	NR	715	63	NR	845	1	NR	975	0	NR
460	264	NR	590	982	NR	720	54	NR	850	1	NR	980	0	NR
465	197	NR	595	997	NR	725	46	NR	855	1	NR	985	0	NR
470	155	NR	600	997	NR	730	39	NR	860	1	NR	990	0	NR
475	108	NR	605	978	NR	735	33	NR	865	1	NR	995	0	NR
480	90	NR	610	947	NR	740	28	NR	870	1	NR	1000	0	NR
485	92	NR	615	900	NR	745	24	NR	875	1	NR			

REPORT NUMBER: SP1-2407-157-3

Scotopic Flux vs. Wavelength



Scotopic Lumens: NR

S/P: 1.13

λ (nm)	Power W [^] /nm	Lumens (φ/nm)	λ (nm)	Power W [^] /nm	Lumens (φ/nm)	λ (nm)	Power W [^] /nm	Lumens (φ/nm)	λ (nm)	Power W [^] /nm	Lumens (φ/nm)	λ (nm)	Power W [^] /nm	Lumens (φ/nm)
360	0	NR	490	103	NR	620	846	NR	750	20	NR	880	0	NR
365	0	NR	495	130	NR	625	784	NR	755	17	NR	885	1	NR
370	0	NR	500	171	NR	630	720	NR	760	15	NR	890	0	NR
375	0	NR	505	221	NR	635	652	NR	765	13	NR	895	0	NR
380	0	NR	510	268	NR	640	587	NR	770	11	NR	900	0	NR
385	0	NR	515	313	NR	645	521	NR	775	9	NR	905	0	NR
390	0	NR	520	350	NR	650	461	NR	780	8	NR	910	0	NR
395	0	NR	525	381	NR	655	406	NR	785	7	NR	915	0	NR
400	0	NR	530	407	NR	660	353	NR	790	6	NR	920	0	NR
405	2	NR	535	435	NR	665	307	NR	795	5	NR	925	0	NR
410	4	NR	540	462	NR	670	264	NR	800	4	NR	930	0	NR
415	9	NR	545	496	NR	675	227	NR	805	4	NR	935	0	NR
420	20	NR	550	534	NR	680	196	NR	810	3	NR	940	0	NR
425	38	NR	555	582	NR	685	167	NR	815	3	NR	945	0	NR
430	69	NR	560	638	NR	690	144	NR	820	2	NR	950	0	NR
435	120	NR	565	700	NR	695	122	NR	825	2	NR	955	0	NR
440	193	NR	570	767	NR	700	103	NR	830	2	NR	960	0	NR
445	316	NR	575	836	NR	705	88	NR	835	2	NR	965	0	NR
450	469	NR	580	898	NR	710	74	NR	840	1	NR	970	0	NR
455	431	NR	585	947	NR	715	63	NR	845	1	NR	975	0	NR
460	264	NR	590	982	NR	720	54	NR	850	1	NR	980	0	NR
465	197	NR	595	997	NR	725	46	NR	855	1	NR	985	0	NR
470	155	NR	600	997	NR	730	39	NR	860	1	NR	990	0	NR
475	108	NR	605	978	NR	735	33	NR	865	1	NR	995	0	NR
480	90	NR	610	947	NR	740	28	NR	870	1	NR	1000	0	NR
485	92	NR	615	900	NR	745	24	NR	875	1	NR			

REPORT NUMBER: SP1-2407-157-3

Melanopic Flux vs. Wavelength



Melanopic Lumens: NR M/P: 2.04

λ (nm)	Power W [^] /nm	Lumens (φ/nm)	λ (nm)	Power W [^] /nm	Lumens (φ/nm)	λ (nm)	Power W [^] /nm	Lumens (φ/nm)	λ (nm)	Power W [^] /nm	Lumens (φ/nm)	λ (nm)	Power W [^] /nm	Lumens (φ/nm)
360	0	NR	490	103	NR	620	846	NR	750	20	NR	880	0	NR
365	0	NR	495	130	NR	625	784	NR	755	17	NR	885	1	NR
370	0	NR	500	171	NR	630	720	NR	760	15	NR	890	0	NR
375	0	NR	505	221	NR	635	652	NR	765	13	NR	895	0	NR
380	0	NR	510	268	NR	640	587	NR	770	11	NR	900	0	NR
385	0	NR	515	313	NR	645	521	NR	775	9	NR	905	0	NR
390	0	NR	520	350	NR	650	461	NR	780	8	NR	910	0	NR
395	0	NR	525	381	NR	655	406	NR	785	7	NR	915	0	NR
400	0	NR	530	407	NR	660	353	NR	790	6	NR	920	0	NR
405	2	NR	535	435	NR	665	307	NR	795	5	NR	925	0	NR
410	4	NR	540	462	NR	670	264	NR	800	4	NR	930	0	NR
415	9	NR	545	496	NR	675	227	NR	805	4	NR	935	0	NR
420	20	NR	550	534	NR	680	196	NR	810	3	NR	940	0	NR
425	38	NR	555	582	NR	685	167	NR	815	3	NR	945	0	NR
430	69	NR	560	638	NR	690	144	NR	820	2	NR	950	0	NR
435	120	NR	565	700	NR	695	122	NR	825	2	NR	955	0	NR
440	193	NR	570	767	NR	700	103	NR	830	2	NR	960	0	NR
445	316	NR	575	836	NR	705	88	NR	835	2	NR	965	0	NR
450	469	NR	580	898	NR	710	74	NR	840	1	NR	970	0	NR
455	431	NR	585	947	NR	715	63	NR	845	1	NR	975	0	NR
460	264	NR	590	982	NR	720	54	NR	850	1	NR	980	0	NR
465	197	NR	595	997	NR	725	46	NR	855	1	NR	985	0	NR
470	155	NR	600	997	NR	730	39	NR	860	1	NR	990	0	NR
475	108	NR	605	978	NR	735	33	NR	865	1	NR	995	0	NR
480	90	NR	610	947	NR	740	28	NR	870	1	NR	1000	0	NR
485	92	NR	615	900	NR	745	24	NR	875	1	NR			

Summary

$R_f = 75.5$
 $R_g = 93.6$
 $CIE R_a = 71.7$
 $R_g = -35.3$



Color Vector Graphics



Individual Sample Fidelity Index ($R_{f,i}$)

CES01 = 86	CES26 = 68	CES51 = 87	CES76 = 63
CES02 = 63	CES27 = 90	CES52 = 85	CES77 = 79
CES03 = 31	CES28 = 87	CES53 = 78	CES78 = 66
CES04 = 71	CES29 = 71	CES54 = 86	CES79 = 87
CES05 = 50	CES30 = 85	CES55 = 84	CES80 = 85
CES06 = 52	CES31 = 74	CES56 = 75	CES81 = 67
CES07 = 42	CES32 = 66	CES57 = 75	CES82 = 93
CES08 = 41	CES33 = 80	CES58 = 76	CES83 = 91
CES09 = 29	CES34 = 79	CES59 = 85	CES84 = 89
CES10 = 77	CES35 = 89	CES60 = 90	CES85 = 72
CES11 = 60	CES36 = 93	CES61 = 81	CES86 = 59
CES12 = 66	CES37 = 88	CES62 = 91	CES87 = 77
CES13 = 43	CES38 = 93	CES63 = 77	CES88 = 79
CES14 = 74	CES39 = 97	CES64 = 67	CES89 = 65
CES15 = 72	CES40 = 93	CES65 = 66	CES90 = 80
CES16 = 48	CES41 = 93	CES66 = 63	CES91 = 80
CES17 = 51	CES42 = 89	CES67 = 61	CES92 = 55
CES18 = 57	CES43 = 78	CES68 = 68	CES93 = 72
CES19 = 73	CES44 = 99	CES69 = 78	CES94 = 48
CES20 = 67	CES45 = 85	CES70 = 63	CES95 = 66
CES21 = 88	CES46 = 81	CES71 = 61	CES96 = 76
CES22 = 80	CES47 = 86	CES72 = 86	CES97 = 81
CES23 = 92	CES48 = 74	CES73 = 56	CES98 = 76
CES24 = 91	CES49 = 79	CES74 = 93	CES99 = 64
CES25 = 73	CES50 = 86	CES75 = 66	



Color Rendition by Hue-Angle Bin



Measure Comparisons



(END OF REPORT)